

# Install the Panopto Recorder

If you have not already set up Panopto in your course, please see the instructions called “Link Your Course to Panopto.”

To record a lecture in Panopto on your computer, you can either

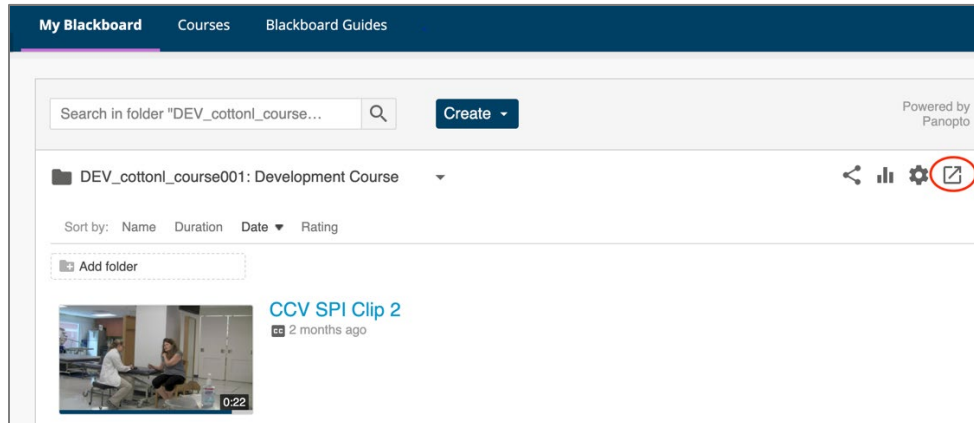
1. Use the new Panopto Capture online recording tool (see instructions called “Using Panopto Capture”), or you can
2. Install the Panopto recorder on your computer. The Panopto recorder is already installed on most classroom computers.

## Install the Panopto Recorder

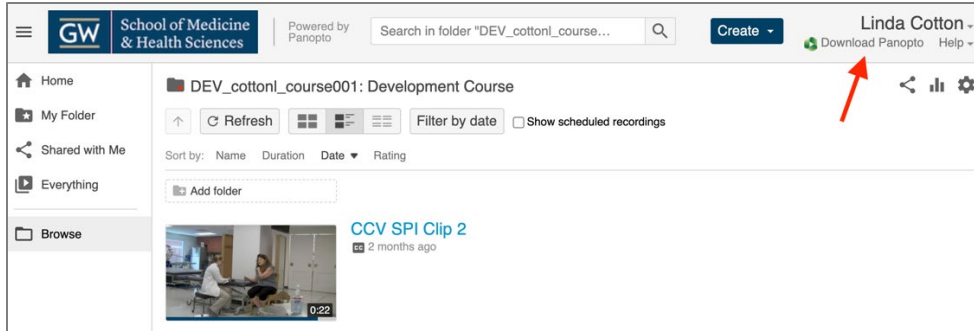
For GW computers, download and install the software from the Software Center for PCs and SelfServe for Macs.

### Get Panopto for Non-GW Computers from within Blackboard

For non-GW computers, you can download the software from within Panopto. Open your Blackboard course and open the Panopto item. Click the “Open in Panopto” icon in the upper right corner to open the Panopto website containing your entire video library for all of your courses.



On the video library website, click the Download Panopto link in the upper right corner and follow the instructions to install the recorder.



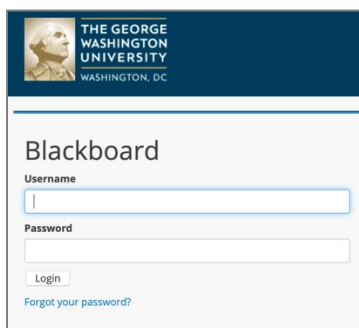
### Get Panopto for Non GW Computers from the Internet

You can sign in to your Panopto video library and download the Panopto Recorder software, without entering Blackboard.

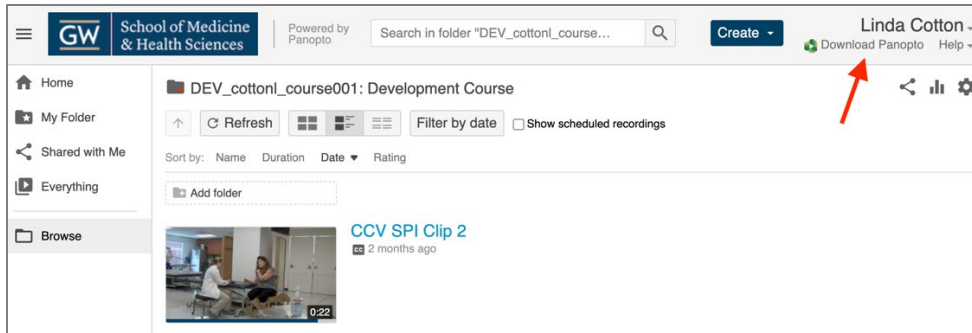
- Go to this URL <http://smhsgwu.hosted.panopto.com> which is your Panopto video library.
- Make sure the Blackboard is chosen in the dropdown list and click Sign in.



- To sign in using Blackboard, enter your GW username (the first part of your email before “@gwu.edu”) and the associated password.




Once in the video Library website, click the Download Panopto link in the upper right corner and follow the instructions to install the recorder.



## Sign in to Use Panopto Recorder

Once you have the Panopto Recorder software installed on your computer, you need to be signed in in order to record. If you are in Panopto in your Blackboard course, you are already signed in. If not,

- Open the Panopto Recorder software. 
- Choose Log in with Blackboard.
- Enter your GW username (the part of your email before @gwu.edu) and the password associated with your email.
- Click Login.

## Need more assistance?

**Karen Foote**, Multimedia Technology Specialist, [foote@gwu.edu](mailto:foote@gwu.edu)

**Linda Cotton**, Senior Instructional Technologist, [cottonl@gwu.edu](mailto:cottonl@gwu.edu)

**Laurie Lyons**, Director Instructional Design & Tech, [lbl@gwu.edu](mailto:lbl@gwu.edu)